












Individual Results - Men

TRAVEL THE WORLD - France | #4 | USA

Villes-sur-Auzon FR | #4

Start time UTC: 02:00:00





























Rank abs/cat	Jersey	Name	CoR	DoB	INT1	INT2	INT3	Finishtime	
1.		Drader Blair EQC		1979	00:08:30.9	00:21:03.4	00:32:36.6	00:37:09.6	+00:00:00.0
1.Men 41 - 50		2000m 00:03:42.3 4000m 00:07:33.5 6000m 00:10:41.7 8000m 00:13:45.5 10000m 00:16:48.5 12000m 00:19:54.3 14000m 00:23:37.4 16000m 00:27:32.5 18000m 00:31:19.4 20000m 00:34:32.7							
2.		Rivas Jorge Gruffit Colombia		1972	00:08:30.7	00:21:26.3	00:33:01.8	00:37:43.5	+00:00:33.9
2.Men 41 - 50		2000m 00:03:42.4 4000m 00:07:33.3 6000m 00:10:41.7 8000m 00:13:45.4 10000m 00:16:48.4 12000m 00:20:21.1 14000m 00:24:07.8 16000m 00:27:59.3 18000m 00:31:44.1 20000m 00:34:56.7							
3.		Freeman David		1984	00:09:05.8	00:22:27.0	00:34:45.3	00:39:35.0	+00:02:25.4
1.Men 31 - 40		2000m 00:03:54.4 4000m 00:08:05.7 6000m 00:11:20.7 8000m 00:14:41.5 10000m 00:18:01.0 12000m 00:21:18.1 14000m 00:25:03.1 16000m 00:29:02.7 18000m 00:33:16.4 20000m 00:36:50.8							
4.		Gregory Kevin King Racing Group		1968	00:09:05.7	00:22:39.6	00:34:54.5	00:39:37.5	+00:02:27.9
1.Men 51 - 60		2000m 00:03:53.1 4000m 00:08:04.6 6000m 00:11:23.8 8000m 00:14:41.6 10000m 00:18:00.9 12000m 00:21:24.3 14000m 00:25:18.4 16000m 00:29:19.0 18000m 00:33:27.6 20000m 00:36:59.1							
5.		Rivard Michel		1967	00:09:07.1	00:22:43.3	00:35:00.2	00:39:43.3	+00:02:33.6
2.Men 51 - 60		2000m 00:03:53.3 4000m 00:08:05.9 6000m 00:11:23.8 8000m 00:14:47.6 10000m 00:18:03.8 12000m 00:21:29.2 14000m 00:25:25.1 16000m 00:29:25.2 18000m 00:33:34.5 20000m 00:37:05.0							
6.		Janse van Rensburg Louis Masters		1971	00:09:32.1	00:23:45.3	00:36:50.7	00:41:41.1	+00:04:31.5
3.Men 41 - 50		2000m 00:04:07.2 4000m 00:08:29.5 6000m 00:11:58.8 8000m 00:15:28.4 10000m 00:18:50.6 12000m 00:22:26.2 14000m 00:26:38.1 16000m 00:30:55.1 18000m 00:35:19.9 20000m 00:38:59.1							
7.		Hann Alan		1963	00:09:54.0	00:24:05.9	00:36:55.3	00:41:54.6	+00:04:45.0
3.Men 51 - 60		2000m 00:04:15.2 4000m 00:08:50.4 6000m 00:12:21.1 8000m 00:15:54.4 10000m 00:19:16.9 12000m 00:22:51.6 14000m 00:26:52.5 16000m 00:31:08.9 18000m 00:35:28.7 20000m 00:39:05.9							
8.		DJ LuBIKOss KPHC Turcianske Teplice		1982	00:09:54.7	00:24:06.4	00:37:07.6	00:42:15.3	+00:05:05.7
2.Men 31 - 40		2000m 00:04:06.3 4000m 00:08:50.7 6000m 00:12:21.3 8000m 00:15:53.5 10000m 00:19:17.9 12000m 00:22:51.6 14000m 00:26:52.3 16000m 00:31:11.0 18000m 00:35:33.6 20000m 00:39:23.4							
9.		Carps Bryan Hagerty		1987	00:09:54.4	00:24:10.6	00:38:02.1	00:43:03.9	+00:05:54.3
3.Men 31 - 40		2000m 00:04:20.0 4000m 00:08:50.5 6000m 00:12:25.1 8000m 00:15:54.4 10000m 00:19:20.2 12000m 00:22:53.4 14000m 00:27:07.1 16000m 00:31:45.3 18000m 00:36:24.8 20000m 00:40:16.5							
10.		Emerson Mike Capitol Velo		1972	00:09:54.0	00:24:13.4	00:38:05.4	00:43:04.0	+00:05:54.4
4.Men 41 - 50		2000m 00:04:21.5 4000m 00:08:50.6 6000m 00:12:22.3 8000m 00:15:54.6 10000m 00:19:17.8 12000m 00:22:52.4 14000m 00:27:13.5 16000m 00:31:44.2 18000m 00:36:25.0 20000m 00:40:16.8							

Rank abs/cat	Jersey	Name	CoR	DoB	INT1	INT2	INT3	Finishtime	
11.		Biggerstaff Darryn Boulder Centre for Orthopedics Cycling Team		1973	00:10:14.0	00:24:41.1	00:38:25.3	00:43:15.1	+00:06:05.4
5.Men 41 - 50		2000m 4000m 6000m 8000m 10000m 12000m 14000m 16000m 18000m 20000m							
		00:04:31.3 00:09:11.6 00:12:43.2 00:16:16.4 00:19:45.1 00:23:21.6 00:27:41.4 00:32:12.3 00:36:49.8 00:40:36.8							
12.		Montecinos Eugenio Colorado Southland riders		1978	00:10:26.7	00:25:14.5	00:39:15.7	00:43:59.4	+00:06:49.8
6.Men 41 - 50		2000m 4000m 6000m 8000m 10000m 12000m 14000m 16000m 18000m 20000m							
		00:04:21.3 00:09:21.7 00:13:00.0 00:16:36.6 00:20:06.2 00:23:46.7 00:28:13.5 00:32:51.7 00:37:36.2 00:41:25.9							
13.		Syska Marcin		1977	00:10:13.8	00:25:14.7	00:39:15.2	00:43:59.5	+00:06:49.9
7.Men 41 - 50		2000m 4000m 6000m 8000m 10000m 12000m 14000m 16000m 18000m 20000m							
		00:04:21.2 00:09:12.5 00:12:51.3 00:16:33.3 00:20:06.0 00:23:45.8 00:28:16.7 00:32:51.6 00:37:36.4 00:41:25.9							
14.		Shaner Leon Cadieux Bicycle Club		1969	00:10:07.5	00:25:11.4	00:39:12.9	00:43:59.9	+00:06:50.3
4.Men 51 - 60		2000m 4000m 6000m 8000m 10000m 12000m 14000m 16000m 18000m 20000m							
		00:04:29.4 00:09:04.9 00:12:44.1 00:16:29.4 00:20:06.1 00:23:47.4 00:28:13.5 00:32:53.6 00:37:37.2 00:41:24.0							
15.		Irving Jamie		1980	00:10:25.3	00:25:14.3	00:39:18.8	00:44:06.4	+00:06:56.7
8.Men 41 - 50		2000m 4000m 6000m 8000m 10000m 12000m 14000m 16000m 18000m 20000m							
		00:04:31.5 00:09:21.5 00:12:59.1 00:16:37.5 00:20:06.2 00:23:46.5 00:28:14.4 00:32:50.6 00:37:37.9 00:41:29.1							
16.		Biggs Mike		1962	00:10:22.6	00:25:13.0	00:39:18.3	00:44:18.4	+00:07:08.8
5.Men 51 - 60		2000m 4000m 6000m 8000m 10000m 12000m 14000m 16000m 18000m 20000m							
		00:04:32.6 00:09:16.6 00:13:00.4 00:16:37.4 00:20:06.4 00:23:46.8 00:28:12.8 00:32:50.5 00:37:37.4 00:41:33.0							
17.		Syska Pawel		1981	00:10:15.1	00:25:21.4	00:39:22.9	00:44:27.9	+00:07:18.3
4.Men 31 - 40		2000m 4000m 6000m 8000m 10000m 12000m 14000m 16000m 18000m 20000m							
		00:04:24.2 00:09:09.6 00:12:54.1 00:16:37.5 00:20:09.2 00:23:55.6 00:28:26.9 00:33:04.4 00:37:44.0 00:41:39.0							
18.		Wu Keigo TaiwanBike		1979	00:10:42.8	00:26:11.7	00:40:02.6	00:45:26.5	+00:08:16.9
9.Men 41 - 50		2000m 4000m 6000m 8000m 10000m 12000m 14000m 16000m 18000m 20000m							
		00:04:35.0 00:09:34.9 00:13:23.2 00:17:18.5 00:21:00.3 00:24:54.2 00:29:12.0 00:33:41.6 00:38:23.3 00:42:28.4							
19.		Briceland Adam		1987	00:10:08.1	00:25:24.0	00:40:34.2	00:45:37.7	+00:08:28.1
5.Men 31 - 40		2000m 4000m 6000m 8000m 10000m 12000m 14000m 16000m 18000m 20000m							
		00:04:15.9 00:09:04.6 00:12:49.1 00:16:33.3 00:20:06.1 00:23:55.4 00:28:44.6 00:33:46.5 00:38:54.8 00:42:51.9							
20.		Billmann Peter CVGCC		1976	00:10:31.5	00:26:11.9	00:41:01.4	00:46:00.1	+00:08:50.5
10.Men 41 - 50		2000m 4000m 6000m 8000m 10000m 12000m 14000m 16000m 18000m 20000m							
		00:04:32.1 00:09:25.7 00:13:17.3 00:17:09.7 00:20:51.1 00:24:43.0 00:29:22.6 00:34:12.8 00:39:18.4 00:43:15.3							
21.		Davis Rick		1970	00:11:16.7	00:26:58.0	00:41:13.2	00:46:06.2	+00:08:56.6
6.Men 51 - 60		2000m 4000m 6000m 8000m 10000m 12000m 14000m 16000m 18000m 20000m							
		00:04:54.3 00:10:10.1 00:14:03.5 00:17:57.5 00:21:38.5 00:25:30.3 00:30:03.0 00:34:50.8 00:39:37.4 00:43:25.4							
22.		Hallgren Johan		1966	00:11:27.2	00:26:57.0	00:41:27.7	00:46:26.2	+00:09:16.5
7.Men 51 - 60		2000m 4000m 6000m 8000m 10000m 12000m 14000m 16000m 18000m 20000m							
		00:05:05.3 00:10:15.0 00:14:11.3 00:17:59.7 00:21:38.4 00:25:29.0 00:30:03.0 00:34:49.7 00:39:44.7 00:43:45.5							
23.		Girard Simon		1987	00:10:42.7	00:26:57.0	00:41:12.7	00:46:37.4	+00:09:27.7
6.Men 31 - 40		2000m 4000m 6000m 8000m 10000m 12000m 14000m 16000m 18000m 20000m							
		00:04:35.2 00:09:32.9 00:13:30.3 00:17:36.6 00:21:31.2 00:25:28.0 00:30:02.2 00:34:49.9 00:39:36.7 00:43:31.1							
24.		Hamel Louis		1959	00:10:36.5	00:26:39.3	00:41:45.2	00:46:50.2	+00:09:40.5
1.Men 60+		2000m 4000m 6000m 8000m 10000m 12000m 14000m 16000m 18000m 20000m							
		00:04:31.4 00:09:29.6 00:13:25.1 00:17:17.9 00:21:03.4 00:25:03.2 00:29:55.9 00:34:49.9 00:39:57.6 00:44:04.6							






The logo for RQUVY features a stylized yellow swoosh above the letters 'RQ', which are white. The letters 'UVY' are also white. The entire logo is set against a black background with a white diagonal stripe on the right side.


Rank abs/cat	Jersey	Name	CoR	DoB	INT1	INT2	INT3	Finishtime	
39.		Clendenen David AUDI [Kryki Sports]		1963	00:11:47.3	00:28:47.9	00:46:46.9	00:52:11.2	+00:15:01.6
16.Men 51 - 60		2000m 4000m 6000m 8000m 10000m 12000m 14000m 16000m 18000m 20000m 00:05:02.1 00:10:37.9 00:14:49.4 00:19:00.8 00:22:58.4 00:27:03.4 00:32:27.6 00:38:24.0 00:44:34.4 00:49:27.6							
40.		Labine Ben RB		1967	00:12:30.9	00:29:49.3	00:47:24.5	00:52:59.7	+00:15:50.0
17.Men 51 - 60		2000m 4000m 6000m 8000m 10000m 12000m 14000m 16000m 18000m 20000m 00:05:30.2 00:11:22.1 00:15:31.2 00:19:42.3 00:23:47.8 00:28:06.4 00:33:26.7 00:39:09.3 00:45:18.6 00:50:07.0							
41.		Canon Javier Grufit Colombia		1967	00:13:15.5	00:30:45.0	00:47:53.2	00:53:23.2	+00:16:13.5
18.Men 51 - 60		2000m 4000m 6000m 8000m 10000m 12000m 14000m 16000m 18000m 20000m 00:05:52.5 00:12:00.0 00:16:24.2 00:20:39.2 00:24:46.2 00:29:04.7 00:34:23.8 00:39:55.4 00:45:40.9 00:50:24.2							
42.		Aspden John		1954	00:12:55.2	00:30:55.9	00:48:29.2	00:54:12.3	+00:17:02.6
3.Men 60+		2000m 4000m 6000m 8000m 10000m 12000m 14000m 16000m 18000m 20000m 00:05:37.2 00:11:43.9 00:16:12.2 00:20:35.0 00:24:47.0 00:29:06.6 00:34:39.8 00:40:23.6 00:46:25.7 00:51:13.0							
43.		Leonard Joseph HIATVS		1968	00:14:00.7	00:31:35.2	00:49:14.5	00:54:21.4	+00:17:11.8
19.Men 51 - 60		2000m 4000m 6000m 8000m 10000m 12000m 14000m 16000m 18000m 20000m 00:06:18.0 00:12:48.9 00:17:11.4 00:21:30.8 00:25:34.8 00:29:49.5 00:35:19.7 00:41:12.8 00:47:12.9 00:51:40.7							
44.		Biancalana Brad GSD Cycling		1961	00:13:35.9	00:31:47.2	00:49:28.7	00:54:27.9	+00:17:18.3
20.Men 51 - 60		2000m 4000m 6000m 8000m 10000m 12000m 14000m 16000m 18000m 20000m 00:06:00.6 00:12:25.9 00:16:46.6 00:21:11.1 00:25:29.1 00:29:54.0 00:35:24.8 00:41:12.0 00:47:21.3 00:51:48.3							
45.		Allan Patrick		1970	00:12:30.6	00:30:29.0	00:49:05.0	00:54:41.2	+00:17:31.5
21.Men 51 - 60		2000m 4000m 6000m 8000m 10000m 12000m 14000m 16000m 18000m 20000m 00:05:28.3 00:11:17.7 00:15:34.2 00:19:47.9 00:23:59.6 00:28:36.2 00:34:22.7 00:40:22.5 00:46:52.0 00:51:43.9							
46.		Castillo Marco ArCastle		1967	00:12:41.9	00:30:46.5	00:49:26.6	00:55:13.5	+00:18:03.9
22.Men 51 - 60		2000m 4000m 6000m 8000m 10000m 12000m 14000m 16000m 18000m 20000m 00:05:41.2 00:11:33.8 00:15:52.3 00:20:11.1 00:24:25.0 00:28:51.7 00:34:43.6 00:40:44.9 00:47:13.9 00:52:15.1							
47.		Heavey James		1972	00:13:35.0	00:32:25.3	00:49:44.9	00:55:13.6	+00:18:03.9
13.Men 41 - 50		2000m 4000m 6000m 8000m 10000m 12000m 14000m 16000m 18000m 20000m 00:06:16.3 00:12:24.0 00:17:03.7 00:21:34.1 00:26:10.4 00:30:39.2 00:36:03.8 00:41:52.3 00:47:41.1 00:52:16.6							
48.		Dennis Ian		1966	00:13:15.3	00:32:48.7	00:50:44.7	00:56:24.9	+00:19:15.2
23.Men 51 - 60		2000m 4000m 6000m 8000m 10000m 12000m 14000m 16000m 18000m 20000m 00:05:40.5 00:12:02.2 00:16:41.4 00:21:10.5 00:26:22.4 00:30:48.3 00:36:45.1 00:43:06.4 00:48:46.7 00:53:21.5							
49.		Stokes Grei		1962	00:14:18.8	00:33:00.2	00:51:04.9	00:56:50.2	+00:19:40.5
24.Men 51 - 60		2000m 4000m 6000m 8000m 10000m 12000m 14000m 16000m 18000m 20000m 00:06:36.6 00:13:06.0 00:17:43.8 00:22:19.4 00:26:39.4 00:31:09.2 00:36:47.8 00:42:38.8 00:48:51.4 00:53:47.8							
50.		Rodriguez Jose		1965	00:14:16.2	00:33:28.8	00:52:14.8	00:57:42.1	+00:20:32.5
25.Men 51 - 60		2000m 4000m 6000m 8000m 10000m 12000m 14000m 16000m 18000m 20000m 00:06:27.7 00:13:07.2 00:17:44.7 00:22:18.6 00:26:42.4 00:31:23.2 00:37:33.0 00:43:35.6 00:49:52.9 00:54:56.9							
51.		Silver Brian New England Tri Fit		1967	00:15:03.6	00:34:35.2	00:52:50.3	00:58:29.8	+00:21:20.2
26.Men 51 - 60		2000m 4000m 6000m 8000m 10000m 12000m 14000m 16000m 18000m 20000m 00:06:48.5 00:13:45.2 00:18:38.1 00:23:26.6 00:27:59.7 00:32:45.6 00:38:25.3 00:44:26.5 00:50:39.4 00:55:27.4							
52.		Sam Ng		1980	00:15:17.4	00:34:23.9	00:53:37.7	00:59:21.4	+00:22:11.7
14.Men 41 - 50		2000m 4000m 6000m 8000m 10000m 12000m 14000m 16000m 18000m 20000m 00:07:01.4 00:13:58.0 00:18:47.7 00:23:18.5 00:27:38.5 00:32:29.2 00:38:20.9 00:44:40.4 00:51:22.6 00:56:21.8							

ROUVY

ELITE

Santini

NUTREND®

Rank abs/cat	Jersey	Name	CoR	DoB	INT1	INT2	INT3	Finishtime			
53.		Ferncez George		1963	00:14:17.9	00:33:46.8	00:53:51.0	00:59:22.7	+00:22:13.1		
27.Men 51 - 60		2000m 00:06:17.6	4000m 00:13:06.2	6000m 00:17:42.5	8000m 00:22:19.2	10000m 00:26:51.3	12000m 00:31:39.3	14000m 00:37:54.0	16000m 00:44:19.2	18000m 00:51:25.0	20000m 00:56:37.0
54.		Vergon Terry		1956	00:15:45.0	00:35:25.8	00:54:57.8	01:00:23.0	+00:23:13.4		
4.Men 60+		2000m 00:07:03.5	4000m 00:14:27.2	6000m 00:19:17.0	8000m 00:24:15.0	10000m 00:28:42.7	12000m 00:33:32.6	14000m 00:39:26.6	16000m 00:45:56.9	18000m 00:52:40.8	20000m 00:57:39.8
55.		guenette jean claude		1951	00:15:20.4	00:35:53.2	00:54:55.6	01:00:29.6	+00:23:19.9		
5.Men 60+		2000m 00:07:12.6	4000m 00:14:02.1	6000m 00:18:52.9	8000m 00:23:59.9	10000m 00:28:56.8	12000m 00:33:48.7	14000m 00:40:06.7	16000m 00:46:14.1	18000m 00:52:41.6	20000m 00:57:27.5
56.		Landry Sébastien		1978	00:14:39.4	00:33:24.1	00:55:26.9	01:00:53.1	+00:23:43.5		
15.Men 41 - 50		2000m 00:06:21.3	4000m 00:13:27.1	6000m 00:17:57.7	8000m 00:22:24.3	10000m 00:26:37.5	12000m 00:31:08.0	14000m 00:37:34.2	16000m 00:44:23.5	18000m 00:52:38.7	20000m 00:58:10.7
57.		Lepherd Malcolm		1968	00:16:46.2	00:39:06.7	01:00:45.0	01:06:34.0	+00:29:24.4		
28.Men 51 - 60		2000m 00:06:57.3	4000m 00:15:26.2	6000m 00:20:34.2	8000m 00:25:56.0	10000m 00:31:12.3	12000m 00:36:54.7	14000m 00:43:31.1	16000m 00:51:11.6	18000m 00:58:27.3	20000m 01:03:39.9
58.		Klasman Kevin Thursday Night Cycling Club		1951	00:19:48.6	00:41:20.7	01:01:39.1	01:07:28.3	+00:30:18.6		
6.Men 60+		2000m 00:10:54.0	4000m 00:18:27.9	6000m 00:23:47.8	8000m 00:28:58.8	10000m 00:34:00.8	12000m 00:39:12.3	14000m 00:45:48.0	16000m 00:52:32.8	18000m 00:59:18.8	20000m 01:04:22.1
59.		Seetoh Yi Yu		1981	00:21:51.9	00:50:27.2	01:30:21.2	01:37:18.3	+01:00:08.7		
10.Men 31 - 40		2000m 00:10:12.8	4000m 00:20:31.1	6000m 00:26:56.5	8000m 00:33:20.6	10000m 00:39:19.3	12000m 00:46:26.0	14000m 00:57:40.0	16000m 01:10:01.2	18000m 01:25:46.1	20000m 01:34:10.5
		Tapiwa04 Tapiwa04		1987	00:19:19.9	00:55:21.2		DNF			
M 31-40		2000m 00:07:40.5	4000m 00:17:58.0	6000m 00:25:10.0	8000m 00:31:52.4	10000m 00:40:58.7	12000m 00:50:00.0	14000m	16000m	18000m	20000m
		thomas alan		1957	00:11:34.0			DNF			
M 60+		2000m 00:05:01.1	4000m 00:10:29.0	6000m 00:14:23.2	8000m 00:18:12.5	10000m	12000m	14000m	16000m	18000m	20000m

ROUVY

ELITE

Santini

NUTREND®