






Official results



TRAVEL THE WORLD - France | #4 | USA

Villes-sur-Auzon FR | #4

M 31-40





























Start time UTC: 02:00:00

Rank cat	Jersey	Name	CoR	DoB	INT1	INT2	INT3	Finishtime			
1.		Freeman David		1984	00:09:05.8	00:22:27.0	00:34:45.3	00:39:35.0	+00:00:00.0		
M 31-40					Username davidfreeman604						
		2000m	4000m	6000m	8000m	10000m	12000m	14000m	16000m	18000m	20000m
		00:03:54.4	00:08:05.7	00:11:20.7	00:14:41.5	00:18:01.0	00:21:18.1	00:25:03.1	00:29:02.7	00:33:16.4	00:36:50.8
2.		DJ LuBIKOss KPHC Turcianske Teplice		1982	00:09:54.7	00:24:06.4	00:37:07.6	00:42:15.3	+00:02:40.2		
M 31-40					Username LuBIKOss						
		2000m	4000m	6000m	8000m	10000m	12000m	14000m	16000m	18000m	20000m
		00:04:06.3	00:08:50.7	00:12:21.3	00:15:53.5	00:19:17.9	00:22:51.6	00:26:52.3	00:31:11.0	00:35:33.6	00:39:23.4
3.		Carps Bryan Hagerty		1987	00:09:54.4	00:24:10.6	00:38:02.1	00:43:03.9	+00:03:28.9		
M 31-40					Username subieoutback						
		2000m	4000m	6000m	8000m	10000m	12000m	14000m	16000m	18000m	20000m
		00:04:20.0	00:08:50.5	00:12:25.1	00:15:54.4	00:19:20.2	00:22:53.4	00:27:07.1	00:31:45.3	00:36:24.8	00:40:16.5
4.		Syska Pawel		1981	00:10:15.1	00:25:21.4	00:39:22.9	00:44:27.9	+00:04:52.9		
M 31-40					Username fantapol						
		2000m	4000m	6000m	8000m	10000m	12000m	14000m	16000m	18000m	20000m
		00:04:24.2	00:09:09.6	00:12:54.1	00:16:37.5	00:20:09.2	00:23:55.6	00:28:26.9	00:33:04.4	00:37:44.0	00:41:39.0
5.		Briceland Adam		1987	00:10:08.1	00:25:24.0	00:40:34.2	00:45:37.7	+00:06:02.7		
M 31-40					Username ulrich14						
		2000m	4000m	6000m	8000m	10000m	12000m	14000m	16000m	18000m	20000m
		00:04:15.9	00:09:04.6	00:12:49.1	00:16:33.3	00:20:06.1	00:23:55.4	00:28:44.6	00:33:46.5	00:38:54.8	00:42:51.9
6.		Girard Simon		1987	00:10:42.7	00:26:57.0	00:41:12.7	00:46:37.4	+00:07:02.3		
M 31-40					Username generalkdki						
		2000m	4000m	6000m	8000m	10000m	12000m	14000m	16000m	18000m	20000m
		00:04:35.2	00:09:32.9	00:13:30.3	00:17:36.6	00:21:31.2	00:25:28.0	00:30:02.2	00:34:49.9	00:39:36.7	00:43:31.1
7.		Pérez Bárcenas Jorge Cuba Endurance		1989	00:11:16.0	00:27:06.1	00:42:23.8	00:47:15.1	+00:07:40.1		
M 31-40					Username jpbarcenas						
		2000m	4000m	6000m	8000m	10000m	12000m	14000m	16000m	18000m	20000m
		00:04:51.4	00:10:04.9	00:14:02.2	00:17:56.9	00:21:39.4	00:25:35.8	00:30:23.2	00:35:22.9	00:40:32.7	00:44:40.5
8.		Delahunty Brian		1981	00:10:50.3	00:27:27.9	00:42:12.4	00:47:16.5	+00:07:41.5		
M 31-40					Username briandela						
		2000m	4000m	6000m	8000m	10000m	12000m	14000m	16000m	18000m	20000m
		00:04:31.5	00:09:40.7	00:13:40.0	00:17:46.9	00:21:47.6	00:25:57.0	00:30:45.2	00:35:44.8	00:40:34.1	00:44:32.4
9.		Kang Alex		1987	00:12:41.0	00:29:42.1	00:45:30.1	00:50:51.4	+00:11:16.4		
M 31-40					Username akang328						
		2000m	4000m	6000m	8000m	10000m	12000m	14000m	16000m	18000m	20000m
		00:05:41.4	00:11:34.0	00:15:40.6	00:19:48.2	00:23:48.3	00:27:55.5	00:33:03.5	00:38:15.2	00:43:39.4	00:47:54.1
10.		Seetoh Yi Yu		1981	00:21:51.9	00:50:27.2	01:30:21.2	01:37:18.3	+00:57:43.3		
M 31-40					Username YYSeetoh						
		2000m	4000m	6000m	8000m	10000m	12000m	14000m	16000m	18000m	20000m
		00:10:12.8	00:20:31.1	00:26:56.5	00:33:20.6	00:39:19.3	00:46:26.0	00:57:40.0	01:10:01.2	01:25:46.1	01:34:10.5

Rank cat	Jersey	Name	CoR	DoB	INT1	INT2	INT3	Finishtime			
		Tapiwa04 Tapiwa04		1987	00:19:19.9	00:55:21.2		DNF			
					Username tapiwa04						
M 31-40		2000m	4000m	6000m	8000m	10000m	12000m	14000m	16000m	18000m	20000m
		00:07:40.5	00:17:58.0	00:25:10.0	00:31:52.4	00:40:58.7	00:50:00.0				








Rank cat	Jersey	Name	CoR	DoB	INT1	INT2	INT3	Finishtime			
1.		Drader Blair EQC		1979	00:08:30.9	00:21:03.4	00:32:36.6	00:37:09.6	+00:00:00.0		
M 41-50		2000m 00:03:42.3	4000m 00:07:33.5	6000m 00:10:41.7	8000m 00:13:45.5	10000m 00:16:48.5	12000m 00:19:54.3	14000m 00:23:37.4	16000m 00:27:32.5	18000m 00:31:19.4	20000m 00:34:32.7
2.		Rivas Jorge Grufit Colombia		1972	00:08:30.7	00:21:26.3	00:33:01.8	00:37:43.5	+00:00:33.9		
M 41-50		2000m 00:03:42.4	4000m 00:07:33.3	6000m 00:10:41.7	8000m 00:13:45.4	10000m 00:16:48.4	12000m 00:20:21.1	14000m 00:24:07.8	16000m 00:27:59.3	18000m 00:31:44.1	20000m 00:34:56.7
3.		Janse van Rensburg Louis Masters		1971	00:09:32.1	00:23:45.3	00:36:50.7	00:41:41.1	+00:04:31.5		
M 41-50		2000m 00:04:07.2	4000m 00:08:29.5	6000m 00:11:58.8	8000m 00:15:28.4	10000m 00:18:50.6	12000m 00:22:26.2	14000m 00:26:38.1	16000m 00:30:55.1	18000m 00:35:19.9	20000m 00:38:59.1
4.		Emerson Mike Capitol Velo		1972	00:09:54.0	00:24:13.4	00:38:05.4	00:43:04.0	+00:05:54.4		
M 41-50		2000m 00:04:21.5	4000m 00:08:50.6	6000m 00:12:22.3	8000m 00:15:54.6	10000m 00:19:17.8	12000m 00:22:52.4	14000m 00:27:13.5	16000m 00:31:44.2	18000m 00:36:25.0	20000m 00:40:16.8
5.		Biggerstaff Darryn Boulder Centre for Orthopedics Cycling Team		1973	00:10:14.0	00:24:41.1	00:38:25.3	00:43:15.1	+00:06:05.4		
M 41-50		2000m 00:04:31.3	4000m 00:09:11.6	6000m 00:12:43.2	8000m 00:16:16.4	10000m 00:19:45.1	12000m 00:23:21.6	14000m 00:27:41.4	16000m 00:32:12.3	18000m 00:36:49.8	20000m 00:40:36.8
6.		Montecinos Eugenio Colorado Southland riders		1978	00:10:26.7	00:25:14.5	00:39:15.7	00:43:59.4	+00:06:49.8		
M 41-50		2000m 00:04:21.3	4000m 00:09:21.7	6000m 00:13:00.0	8000m 00:16:36.6	10000m 00:20:06.2	12000m 00:23:46.7	14000m 00:28:13.5	16000m 00:32:51.7	18000m 00:37:36.2	20000m 00:41:25.9
7.		Syska Marcin		1977	00:10:13.8	00:25:14.7	00:39:15.2	00:43:59.5	+00:06:49.9		
M 41-50		2000m 00:04:21.2	4000m 00:09:12.5	6000m 00:12:51.3	8000m 00:16:33.3	10000m 00:20:06.0	12000m 00:23:45.8	14000m 00:28:16.7	16000m 00:32:51.6	18000m 00:37:36.4	20000m 00:41:25.9
8.		Irving Jamie		1980	00:10:25.3	00:25:14.3	00:39:18.8	00:44:06.4	+00:06:56.7		
M 41-50		2000m 00:04:31.5	4000m 00:09:21.5	6000m 00:12:59.1	8000m 00:16:37.5	10000m 00:20:06.2	12000m 00:23:46.5	14000m 00:28:14.4	16000m 00:32:50.6	18000m 00:37:37.9	20000m 00:41:29.1
9.		Wu Keigo TaiwanBike		1979	00:10:42.8	00:26:11.7	00:40:02.6	00:45:26.5	+00:08:16.9		
M 41-50		2000m 00:04:35.0	4000m 00:09:34.9	6000m 00:13:23.2	8000m 00:17:18.5	10000m 00:21:00.3	12000m 00:24:54.2	14000m 00:29:12.0	16000m 00:33:41.6	18000m 00:38:23.3	20000m 00:42:28.4
10.		Biilmann Peter CVGCC		1976	00:10:31.5	00:26:11.9	00:41:01.4	00:46:00.1	+00:08:50.5		
M 41-50		2000m 00:04:32.1	4000m 00:09:25.7	6000m 00:13:17.3	8000m 00:17:09.7	10000m 00:20:51.1	12000m 00:24:43.0	14000m 00:29:22.6	16000m 00:34:12.8	18000m 00:39:18.4	20000m 00:43:15.3
11.		Redmond Stanley		1975	00:11:42.1	00:27:49.8	00:42:41.5	00:47:29.7	+00:10:20.1		
M 41-50		2000m 00:05:05.2	4000m 00:10:36.0	6000m 00:14:31.3	8000m 00:18:25.9	10000m 00:22:13.1	12000m 00:26:15.2	14000m 00:31:10.1	16000m 00:36:12.8	18000m 00:41:04.8	20000m 00:44:51.6
12.		Chiu Steven		1973	00:11:44.0	00:28:36.8	00:43:25.3	00:48:29.4	+00:11:19.8		
M 41-50		2000m 00:05:13.4	4000m 00:10:29.1	6000m 00:14:38.5	8000m 00:18:55.1	10000m 00:22:54.7	12000m 00:27:07.5	14000m 00:31:57.2	16000m 00:37:03.1	18000m 00:41:50.1	20000m 00:45:36.9
13.		Heavey James		1972	00:13:35.0	00:32:25.3	00:49:44.9	00:55:13.6	+00:18:03.9		
M 41-50		2000m 00:06:16.3	4000m 00:12:24.0	6000m 00:17:03.7	8000m 00:21:34.1	10000m 00:26:10.4	12000m 00:30:39.2	14000m 00:36:03.8	16000m 00:41:52.3	18000m 00:47:41.1	20000m 00:52:16.6
14.		Sam Ng		1980	00:15:17.4	00:34:23.9	00:53:37.7	00:59:21.4	+00:22:11.7		
M 41-50		2000m 00:07:01.4	4000m 00:13:58.0	6000m 00:18:47.7	8000m 00:23:18.5	10000m 00:27:38.5	12000m 00:32:29.2	14000m 00:38:20.9	16000m 00:44:40.4	18000m 00:51:22.6	20000m 00:56:21.8

ROUVY

ELITE





























Santini

NUTREND®

Rank cat	Jersey	Name	CoR	DoB	INT1	INT2	INT3	Finishtime			
15.		Landry Sébastien		1978	00:14:39.4	00:33:24.1	00:55:26.9	01:00:53.1 +00:23:43.5			
Username lynx_dmi											
M 41-50		2000m	4000m	6000m	8000m	10000m	12000m	14000m	16000m	18000m	20000m
		00:06:21.3	00:13:27.1	00:17:57.7	00:22:24.3	00:26:37.5	00:31:08.0	00:37:34.2	00:44:23.5	00:52:38.7	00:58:10.7







Rank cat	Jersey	Name	CoR	DoB	INT1	INT2	INT3	Finishtime	
1.		Gregory Kevin King Racing Group		1968	00:09:05.7	00:22:39.6	00:34:54.5	00:39:37.5	+00:00:00.0
M 51-60		2000m 00:03:53.1 4000m 00:08:04.6 6000m 00:11:23.8 8000m 00:14:41.6 10000m 00:18:00.9 12000m 00:21:24.3 14000m 00:25:18.4 16000m 00:29:19.0 18000m 00:33:27.6 20000m 00:36:59.1							
2.		Rivard Michel		1967	00:09:07.1	00:22:43.3	00:35:00.2	00:39:43.3	+00:00:05.7
M 51-60		2000m 00:03:53.3 4000m 00:08:05.9 6000m 00:11:23.8 8000m 00:14:47.6 10000m 00:18:03.8 12000m 00:21:29.2 14000m 00:25:25.1 16000m 00:29:25.2 18000m 00:33:34.5 20000m 00:37:05.0							
3.		Hann Alan		1963	00:09:54.0	00:24:05.9	00:36:55.3	00:41:54.6	+00:02:17.1
M 51-60		2000m 00:04:15.2 4000m 00:08:50.4 6000m 00:12:21.1 8000m 00:15:54.4 10000m 00:19:16.9 12000m 00:22:51.6 14000m 00:26:52.5 16000m 00:31:08.9 18000m 00:35:28.7 20000m 00:39:05.9							
4.		Shaner Leon Cadieux Bicycle Club		1969	00:10:07.5	00:25:11.4	00:39:12.9	00:43:59.9	+00:04:22.4
M 51-60		2000m 00:04:29.4 4000m 00:09:04.9 6000m 00:12:44.1 8000m 00:16:29.4 10000m 00:20:06.1 12000m 00:23:47.4 14000m 00:28:13.5 16000m 00:32:53.6 18000m 00:37:37.2 20000m 00:41:24.0							
5.		Biggs Mike		1962	00:10:22.6	00:25:13.0	00:39:18.3	00:44:18.4	+00:04:40.9
M 51-60		2000m 00:04:32.6 4000m 00:09:16.6 6000m 00:13:00.4 8000m 00:16:37.4 10000m 00:20:06.4 12000m 00:23:46.8 14000m 00:28:12.8 16000m 00:32:50.5 18000m 00:37:37.4 20000m 00:41:33.0							
6.		Davis Rick		1970	00:11:16.7	00:26:58.0	00:41:13.2	00:46:06.2	+00:06:28.7
M 51-60		2000m 00:04:54.3 4000m 00:10:10.1 6000m 00:14:03.5 8000m 00:17:57.5 10000m 00:21:38.5 12000m 00:25:30.3 14000m 00:30:03.0 16000m 00:34:50.8 18000m 00:39:37.4 20000m 00:43:25.4							
7.		Hallgren Johan		1966	00:11:27.2	00:26:57.0	00:41:27.7	00:46:26.2	+00:06:48.6
M 51-60		2000m 00:05:05.3 4000m 00:10:15.0 6000m 00:14:11.3 8000m 00:17:59.7 10000m 00:21:38.4 12000m 00:25:29.0 14000m 00:30:03.0 16000m 00:34:49.7 18000m 00:39:44.7 20000m 00:43:45.5							
8.		slager Rob		1966	00:11:42.3	00:27:17.4	00:41:57.5	00:47:00.9	+00:07:23.3
M 51-60		2000m 00:05:29.3 4000m 00:10:35.8 6000m 00:14:20.3 8000m 00:18:12.6 10000m 00:21:52.4 12000m 00:25:44.1 14000m 00:30:29.3 16000m 00:35:21.5 18000m 00:40:18.5 20000m 00:44:13.1							
9.		Ward Eric Mental Anguish Cycling		1970	00:11:33.8	00:27:19.1	00:42:24.7	00:47:15.0	+00:07:37.5
M 51-60		2000m 00:05:01.4 4000m 00:10:28.8 6000m 00:14:22.1 8000m 00:18:11.6 10000m 00:21:53.3 12000m 00:25:44.3 14000m 00:30:30.3 16000m 00:35:23.8 18000m 00:40:34.9 20000m 00:44:40.7							
10.		Tsuchikawa Tomoyoshi		1968	00:11:37.9	00:27:44.2	00:42:16.9	00:47:37.7	+00:08:00.2
M 51-60		2000m 00:05:10.2 4000m 00:10:31.6 6000m 00:14:26.5 8000m 00:18:26.7 10000m 00:22:13.3 12000m 00:26:15.0 14000m 00:30:58.9 16000m 00:35:46.9 18000m 00:40:40.0 20000m 00:44:36.3							
11.		Brodeur Patrick XolloX		1970	00:11:42.8	00:28:08.8	00:42:54.7	00:48:22.9	+00:08:45.3
M 51-60		2000m 00:04:40.1 4000m 00:10:34.0 6000m 00:14:33.3 8000m 00:18:33.7 10000m 00:22:24.2 12000m 00:26:36.4 14000m 00:31:26.1 16000m 00:36:16.8 18000m 00:41:10.8 20000m 00:45:18.7							
12.		Akulov Andrey		1968	00:11:37.7	00:28:07.5	00:43:21.9	00:48:40.4	+00:09:02.9
M 51-60		2000m 00:05:01.4 4000m 00:10:28.9 6000m 00:14:33.2 8000m 00:18:33.6 10000m 00:22:24.5 12000m 00:26:37.3 14000m 00:31:23.9 16000m 00:36:30.9 18000m 00:41:40.1 20000m 00:45:42.6							
13.		Brown James		1966	00:11:53.8	00:28:51.3	00:44:37.6	00:49:36.6	+00:09:59.1
M 51-60		2000m 00:05:09.6 4000m 00:10:45.8 6000m 00:14:49.4 8000m 00:18:58.8 10000m 00:22:58.7 12000m 00:27:08.3 14000m 00:32:21.6 16000m 00:37:34.1 18000m 00:42:48.1 20000m 00:46:57.9							
14.		heflin john		1964	00:12:32.2	00:29:09.0	00:45:18.0	00:50:22.2	+00:10:44.7
M 51-60		2000m 00:05:34.2 4000m 00:11:21.8 6000m 00:15:26.6 8000m 00:19:31.0 10000m 00:23:22.3 12000m 00:27:26.6 14000m 00:32:35.6 16000m 00:37:51.0 18000m 00:43:19.4 20000m 00:47:42.0							

ROUVY

ELITE

Santini

NUTREND®














Rank cat	Jersey	Name	CoR	DoB	INT1	INT2	INT3	Finishtime	
15.		Savard Martin CCC - Chambly		1968	00:12:30.4	00:29:42.6	00:46:20.3	00:51:26.1	+00:11:48.5
M 51-60		2000m 4000m 6000m 8000m 10000m 12000m 14000m 16000m 18000m 20000m			00:05:19.4 00:11:22.9 00:15:34.5 00:19:48.9 00:23:48.8 00:27:56.5 00:33:05.5 00:38:46.1 00:44:26.5 00:48:47.2				
16.		Clendenen David AUDI [Kryki Sports]		1963	00:11:47.3	00:28:47.9	00:46:46.9	00:52:11.2	+00:12:33.7
M 51-60		2000m 4000m 6000m 8000m 10000m 12000m 14000m 16000m 18000m 20000m			00:05:02.1 00:11:37.9 00:14:49.4 00:19:00.8 00:22:58.4 00:27:03.4 00:32:27.6 00:38:24.0 00:44:34.4 00:49:27.6				
17.		Labine Ben RB		1967	00:12:30.9	00:29:49.3	00:47:24.5	00:52:59.7	+00:13:22.1
M 51-60		2000m 4000m 6000m 8000m 10000m 12000m 14000m 16000m 18000m 20000m			00:05:30.2 00:11:22.1 00:15:31.2 00:19:42.3 00:23:47.8 00:28:06.4 00:33:26.7 00:39:09.3 00:45:18.6 00:50:07.0				
18.		Canon Javier Grufit Colombia		1967	00:13:15.5	00:30:45.0	00:47:53.2	00:53:23.2	+00:13:45.6
M 51-60		2000m 4000m 6000m 8000m 10000m 12000m 14000m 16000m 18000m 20000m			00:05:52.5 00:12:00.0 00:16:24.2 00:20:39.2 00:24:46.2 00:29:04.7 00:34:23.8 00:39:55.4 00:45:40.9 00:50:24.2				
19.		Leonard Joseph HIATVS		1968	00:14:00.7	00:31:35.2	00:49:14.5	00:54:21.4	+00:14:43.9
M 51-60		2000m 4000m 6000m 8000m 10000m 12000m 14000m 16000m 18000m 20000m			00:06:18.0 00:12:48.9 00:17:11.4 00:21:30.8 00:25:34.8 00:29:49.5 00:35:19.7 00:41:12.8 00:47:12.9 00:51:40.7				
20.		Biancalana Brad GSD Cycling		1961	00:13:35.9	00:31:47.2	00:49:28.7	00:54:27.9	+00:14:50.4
M 51-60		2000m 4000m 6000m 8000m 10000m 12000m 14000m 16000m 18000m 20000m			00:06:00.6 00:12:25.9 00:16:46.6 00:21:11.1 00:25:29.1 00:29:54.0 00:35:24.8 00:41:12.0 00:47:21.3 00:51:48.3				
21.		Allan Patrick		1970	00:12:30.6	00:30:29.0	00:49:05.0	00:54:41.2	+00:15:03.6
M 51-60		2000m 4000m 6000m 8000m 10000m 12000m 14000m 16000m 18000m 20000m			00:05:28.3 00:11:17.7 00:15:34.2 00:19:47.9 00:23:59.6 00:28:36.2 00:34:22.7 00:40:22.5 00:46:52.0 00:51:43.9				
22.		Castillo Marco ArCastle		1967	00:12:41.9	00:30:46.5	00:49:26.6	00:55:13.5	+00:15:36.0
M 51-60		2000m 4000m 6000m 8000m 10000m 12000m 14000m 16000m 18000m 20000m			00:05:41.2 00:11:33.8 00:15:52.3 00:20:11.1 00:24:25.0 00:28:51.7 00:34:43.6 00:40:44.9 00:47:13.9 00:52:15.1				
23.		Dennis Ian		1966	00:13:15.3	00:32:48.7	00:50:44.7	00:56:24.9	+00:16:47.3
M 51-60		2000m 4000m 6000m 8000m 10000m 12000m 14000m 16000m 18000m 20000m			00:05:40.5 00:12:02.2 00:16:41.4 00:21:10.5 00:26:22.4 00:30:48.3 00:36:45.1 00:43:06.4 00:48:46.7 00:53:21.5				
24.		Stokes Grei		1962	00:14:18.8	00:33:00.2	00:51:04.9	00:56:50.2	+00:17:12.6
M 51-60		2000m 4000m 6000m 8000m 10000m 12000m 14000m 16000m 18000m 20000m			00:06:36.6 00:13:06.0 00:17:43.8 00:22:19.4 00:26:39.4 00:31:09.2 00:36:47.8 00:42:38.8 00:48:51.4 00:53:47.8				
25.		Rodriguez Jose		1965	00:14:16.2	00:33:28.8	00:52:14.8	00:57:42.1	+00:18:04.6
M 51-60		2000m 4000m 6000m 8000m 10000m 12000m 14000m 16000m 18000m 20000m			00:06:27.7 00:13:07.2 00:17:44.7 00:22:18.6 00:26:42.4 00:31:23.2 00:37:33.0 00:43:35.6 00:49:52.9 00:54:56.9				
26.		Silver Brian New England Tri Fit		1967	00:15:03.6	00:34:35.2	00:52:50.3	00:58:29.8	+00:18:52.3
M 51-60		2000m 4000m 6000m 8000m 10000m 12000m 14000m 16000m 18000m 20000m			00:06:48.5 00:13:45.2 00:18:38.1 00:23:26.6 00:27:59.7 00:32:45.6 00:38:25.3 00:44:26.5 00:50:39.4 00:55:27.4				
27.		Ferncez George		1963	00:14:17.9	00:33:46.8	00:53:51.0	00:59:22.7	+00:19:45.2
M 51-60		2000m 4000m 6000m 8000m 10000m 12000m 14000m 16000m 18000m 20000m			00:06:17.6 00:13:06.2 00:17:42.5 00:22:19.2 00:26:51.3 00:31:39.3 00:37:54.0 00:44:19.2 00:51:25.0 00:56:37.0				
28.		Lepherd Malcolm		1968	00:16:46.2	00:39:06.7	01:00:45.0	01:06:34.0	+00:26:56.5
M 51-60		2000m 4000m 6000m 8000m 10000m 12000m 14000m 16000m 18000m 20000m			00:06:57.3 00:15:26.2 00:20:34.2 00:25:56.0 00:31:12.3 00:36:54.7 00:43:31.1 00:51:11.6 00:58:27.3 01:03:39.9				

ROUVY

ELITE

Santini

NUTREND®







Rank cat	Jersey	Name	CoR	DoB	INT1	INT2	INT3	Finishtime		
1.		Hamel Louis		1959	00:10:36.5	00:26:39.3	00:41:45.2	00:46:50.2	+00:00:00.0	
M 60+					10000m	12000m	14000m	16000m	18000m	20000m
					00:21:03.4	00:25:03.2	00:29:55.9	00:34:49.9	00:39:57.6	00:44:04.6
2.		Nishio Leo		1957	00:12:39.6	00:29:16.5	00:46:10.5	00:51:12.4	+00:04:22.1	
M 60+					10000m	12000m	14000m	16000m	18000m	20000m
					00:23:32.4	00:27:39.7	00:32:49.4	00:38:13.2	00:44:08.6	00:48:35.6
3.		Aspden John		1954	00:12:55.2	00:30:55.9	00:48:29.2	00:54:12.3	+00:07:22.1	
M 60+					10000m	12000m	14000m	16000m	18000m	20000m
					00:24:47.0	00:29:06.6	00:34:39.8	00:40:23.6	00:46:25.7	00:51:13.0
4.		Vergon Terry		1956	00:15:45.0	00:35:25.8	00:54:57.8	01:00:23.0	+00:13:32.8	
M 60+					10000m	12000m	14000m	16000m	18000m	20000m
					00:28:42.7	00:33:32.6	00:39:26.6	00:45:56.9	00:52:40.8	00:57:39.8
5.		guenette jean claude		1951	00:15:20.4	00:35:53.2	00:54:55.6	01:00:29.6	+00:13:39.4	
M 60+					10000m	12000m	14000m	16000m	18000m	20000m
					00:28:56.8	00:33:48.7	00:40:06.7	00:46:14.1	00:52:41.6	00:57:27.5
6.		Klasman Kevin		1951	00:19:48.6	00:41:20.7	01:01:39.1	01:07:28.3	+00:20:38.0	
M 60+		Thursday Night Cycling Club			10000m	12000m	14000m	16000m	18000m	20000m
					00:34:00.8	00:39:12.3	00:45:48.0	00:52:32.8	00:59:18.8	01:04:22.1
		thomas alan		1957	00:11:34.0				DNF	
M 60+					10000m	12000m	14000m	16000m	18000m	20000m

ROUVY

ELITE











Santini

NUTREND®

Rank cat	Jersey	Name	CoR	DoB	INT1	INT2	INT3	Finishtime			
1.		Becerril Cris		1982	00:14:36.1	00:33:27.0	00:51:09.1	00:57:07.9	+00:00:00.0		
					Username CrisBe						
W 31-40		2000m	4000m	6000m	8000m	10000m	12000m	14000m	16000m	18000m	20000m
		00:06:36.7	00:13:15.2	00:17:54.6	00:22:29.6	00:27:02.7	00:31:37.1	00:37:17.1	00:43:05.3	00:49:06.6	00:53:50.3
2.		Ling Daisy		1987	00:15:14.2	00:36:32.6	00:56:14.4	01:02:21.9	+00:05:13.9		
					Username crazydazycycling						
W 31-40		2000m	4000m	6000m	8000m	10000m	12000m	14000m	16000m	18000m	20000m
		00:06:33.5	00:13:51.3	00:19:09.8	00:24:15.0	00:29:20.0	00:34:34.6	00:40:50.2	00:47:30.0	00:54:05.4	00:59:02.7
3.		Roos Joy		1990	00:21:16.5	00:43:16.7	01:10:21.7	01:17:08.2	+00:20:00.2		
					Username joybeth						
W 31-40		2000m	4000m	6000m	8000m	10000m	12000m	14000m	16000m	18000m	20000m
		00:10:40.0	00:19:52.8	00:25:47.0	00:30:52.0	00:35:49.4	00:41:09.9	00:47:49.8	00:55:17.7	01:07:41.3	01:13:42.0










Rank cat	Jersey	Name	CoR	DoB	INT1	INT2	INT3	Finishtime	
1.		Hill Megan Rouvy Ambassador		1978	00:10:49.2	00:26:57.5	00:41:51.0	00:47:15.1	+00:00:00.0
W 41-50		2000m 00:04:32.1 4000m 00:09:37.9 6000m 00:13:38.5 8000m 00:17:39.7 10000m 00:21:32.1 12000m 00:25:28.9 14000m 00:30:06.3 16000m 00:35:02.0 18000m 00:40:06.7 20000m 00:44:11.4							
2.		Lategan Annalize Private		1974	00:11:01.4	00:27:15.6	00:42:42.3	00:48:26.0	+00:01:10.9
W 41-50		2000m 00:04:46.2 4000m 00:09:50.4 6000m 00:13:50.0 8000m 00:17:53.7 10000m 00:21:40.3 12000m 00:25:44.1 14000m 00:30:37.0 16000m 00:35:44.8 18000m 00:40:49.9 20000m 00:45:15.4							
3.		Dueck D		1972	00:13:15.5	00:32:48.8	00:50:45.4	00:56:25.1	+00:09:10.0
W 41-50		2000m 00:05:45.3 4000m 00:12:02.3 6000m 00:16:42.8 8000m 00:21:10.6 10000m 00:26:03.4 12000m 00:30:49.5 14000m 00:36:46.4 16000m 00:43:06.8 18000m 00:48:45.9 20000m 00:53:22.2							
4.		Flores Angie		1979	00:14:27.9	00:33:32.1	00:51:38.0	00:57:22.0	+00:10:06.9
W 41-50		2000m 00:06:22.4 4000m 00:13:11.3 6000m 00:17:58.4 8000m 00:22:41.5 10000m 00:27:15.3 12000m 00:31:45.1 14000m 00:37:16.0 16000m 00:43:16.1 18000m 00:49:34.0 20000m 00:54:16.2							
		Siri Maya		1977				DNF	
W 41-50		2000m 00:06:58.4 4000m 6000m 8000m 10000m 12000m 14000m 16000m 18000m 20000m							






Rank cat	Jersey	Name	CoR	DoB	INT1	INT2	INT3	Finishtime			
1.		Loftin Elise TriDot		1965	00:17:34.6	00:38:50.0	00:59:41.2	01:05:46.4	+00:00:00.0		
W 50+		2000m 00:07:57.6	4000m 00:16:07.5	6000m 00:21:42.5	8000m 00:26:52.2	10000m 00:31:53.3	12000m 00:36:44.2	14000m 00:43:00.2	16000m 00:49:53.7	18000m 00:57:08.3	20000m 01:02:39.6
2.		besnard tiffany		1969	00:16:40.2	00:39:26.2	01:01:08.7	01:07:13.0	+00:01:26.6		
W 50+		2000m 00:07:39.2	4000m 00:15:12.3	6000m 00:20:50.1	8000m 00:26:16.0	10000m 00:31:27.0	12000m 00:37:05.1	14000m 00:44:18.3	16000m 00:51:28.7	18000m 00:58:44.2	20000m 01:04:00.6

